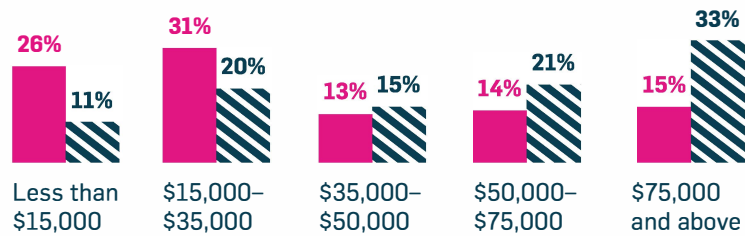


INFORMATION GRAPHICS



BAR CHART AND PIE CHARTS

People with disabilities are almost 2 times more likely to have income less than \$35,000.




ANNUAL HOUSEHOLD INCOMES




People with disabilities are almost 2 times more likely to skip medical treatments because of cost.

INFOGRAPHICS USING ICONS



23%



9%

People with disabilities are almost 3 times more likely to have extreme difficulty paying bills.



1 in 9 adults have a disability.
Of those, only 1 in 3 are employed.